

Word Shuffle

This game teaches and practices high frequency words. By utilizing the multiple sets of character and the high frequency word cards, you can create 6 versions of the game using the same directions.

You will need a container such as a shoe box, gift bag, beach pail or coffee can in which to place the cards and a Winner Die.

Character cards:

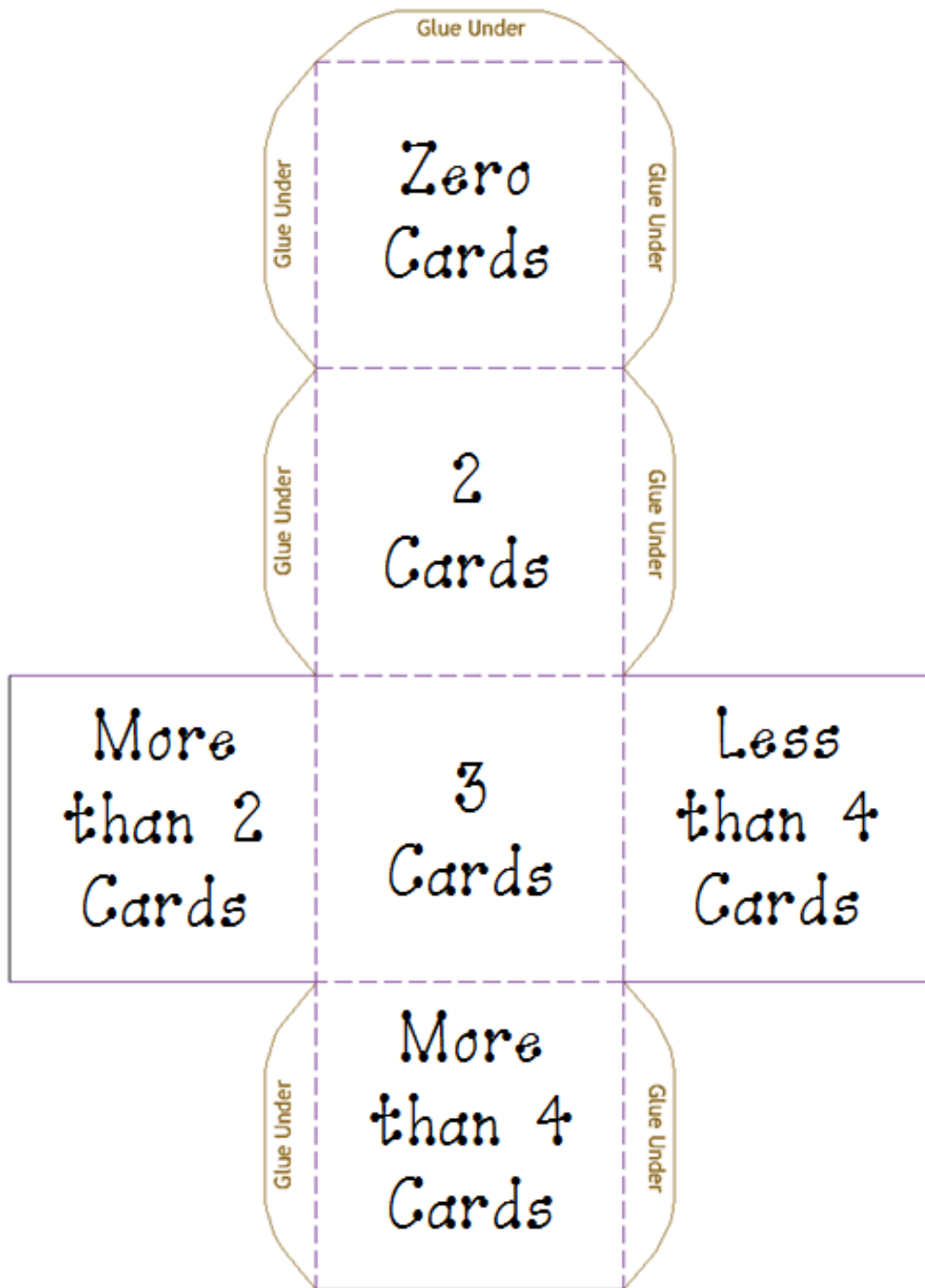
Popcorn - "Pop!"
Lightning - "Zap!"
Scared Turkey - "Uh oh!"
Spider - "Yikes!"
Leprechaun - "Gotcha!"
Alligator - "Snap!"

Concept cards:


100 High Frequency Words

In our example we'll choose the Alligator Character cards to go with the 100 High Frequency Words Concept cards. To begin the game, place all of the High Frequency Words Concept cards in the container. If you want to practice a select few, add multiple copies of the same words. For example you might choose just 10 words and make 5 copies of each. Add all or a few of the Alligator Character cards to the container. Students take turns picking cards. Each time they pick one of the High Frequency Words Concept cards they must read the card aloud. If they are correct they keep the card.


Random "Winner Die"




Snapi!




Snapi!




Snapi!




Snapi!




Snapi!




Snapi!




Snapi!




Snapi!













Snapi!



Snapi!





the

of

and

a

to

in

is

you

that

it