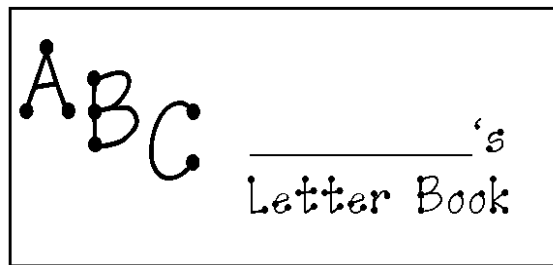


# Alphabet Books

## A-Z Fun!

Packet Created by ~ Donna Whyte  
thesmartiezone.com

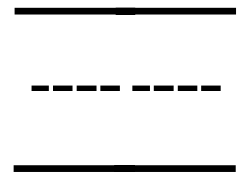
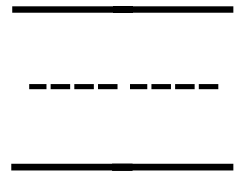
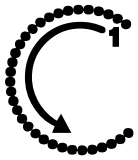


Each letter has two sheets of activities that can be used to create a letter book. Sheets are designed to practice visual recognition, motor skills, visual discrimination, sounds of letters and reading. I spy the letter \_\_\_ allows children to find the letter in the environment. There is also a page for drawing or gluing an item for each letter. The last page of the booklet will reinforce the sound of the letter by putting it in a silly phrase. Adding a child's name or a character's name that they would know will aide children in connecting the sound and letter to someone/something familiar.

Mini books can be placed into a larger "Letters" book to help children to practice and master the alphabet. Creating a large book using construction paper for a cover/back and baggies for the inside pages will allow children to keep the mini booklets for the letters they need to practice in one place.

C c

Trace the letter in three different colors.



O

C

e

c

C

O

C

C

G

Circle all the uppercase C and lowercase c letters

I spy the letter

Cc

Cc is for

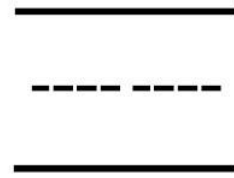


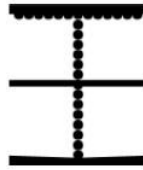
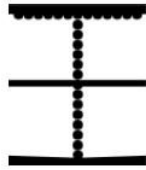
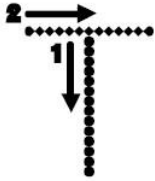
Draw or glue candy here

\_\_\_\_\_ cut carrot

cubes



Trace the letter in three different colors.



Circle all the uppercase T and lowercase t letters

I spy the letter

Tt



Tt is for

Glue tinfoil here



\_\_\_\_\_ tickled

ten tiny toes