

Scribbler to Story Writer

Presented by ~
Donna Whyte

thesmartiezone.com

Teaching Writing

- Modeled Writing I – I
- Shared Writing We – I
- Interactive Writing We – We
- Writer's Workshop We – You
- Independent Writing You – You

Where can we find ideas?

- Things we find interesting
- Questions
- Lists
- Other writings (books, poems, music, movies)
- Things we experience
- Pictures/Photographs
- _____
- _____

How to

Persuade

Report

Describe

3 Ways to Write



Draw a Picture



"Smartie" Writing



Write the Word



B b

✂----- Trace the letter in three different colors.


B B B

b b b

✂-----
p a d b
b B
b a B

Circle all the uppercase B and lowercase b letters

© Donna Whyte 2010



I spy the letter

Bb



Bb is for

Draw or glue a button here



_____ 's brother
bounced balls

© Donna Whyte 2010

© ABC's – 123's & Popcorn Words
Set 1 & 2 CD by Donna Whyte

the

Trace the border of the in highlighter, marker and crayon

the

the

the

then

they

the

then

the

to

the

Circle the word the

Find the word the in the room, a newspaper or a magazine

Dictation




the



Go to the door.

Like

Done



Dislike

Dream

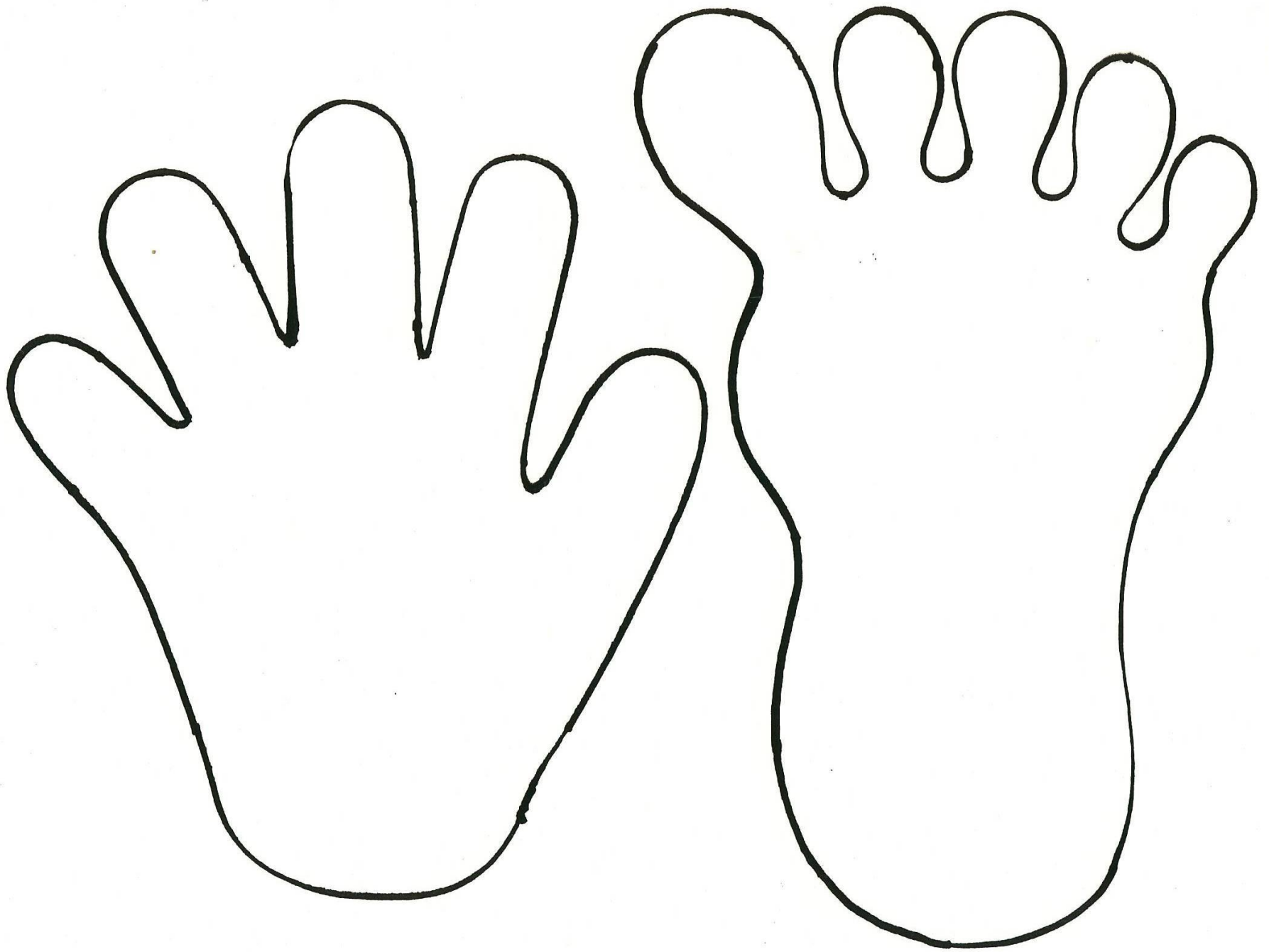
Draw



Label

This is...

Write



Dear parents,

Your child will be bringing home writing, do not be sketched over the spelling. The English language is confusing to two learn. Children use "smartie" spelling in their work to express their thoughts. Focusing children too on conventional spelling reduces their desire and ability to write. It is my job to teach your child to use resources and learning to become the best "Smartie Writer" they can be.

You can help your child by encouraging them at each developmental stage. Ask your child to read and explain their writing to you. As your child learns about the English language they will make the transition to "adult writing".

Thank you for your support,

Ideas






Handwriting practice lines for the 'Ideas' section. Each line set consists of a solid top line, a dashed middle line, and a solid bottom line. There are five such sets of lines arranged vertically.

Word Bank



Blank lines for the 'Word Bank' section. There are four sets of horizontal lines, each consisting of a solid top line and a solid bottom line.

Images




Writing

• **Topic**

Examples/Sub
Topics

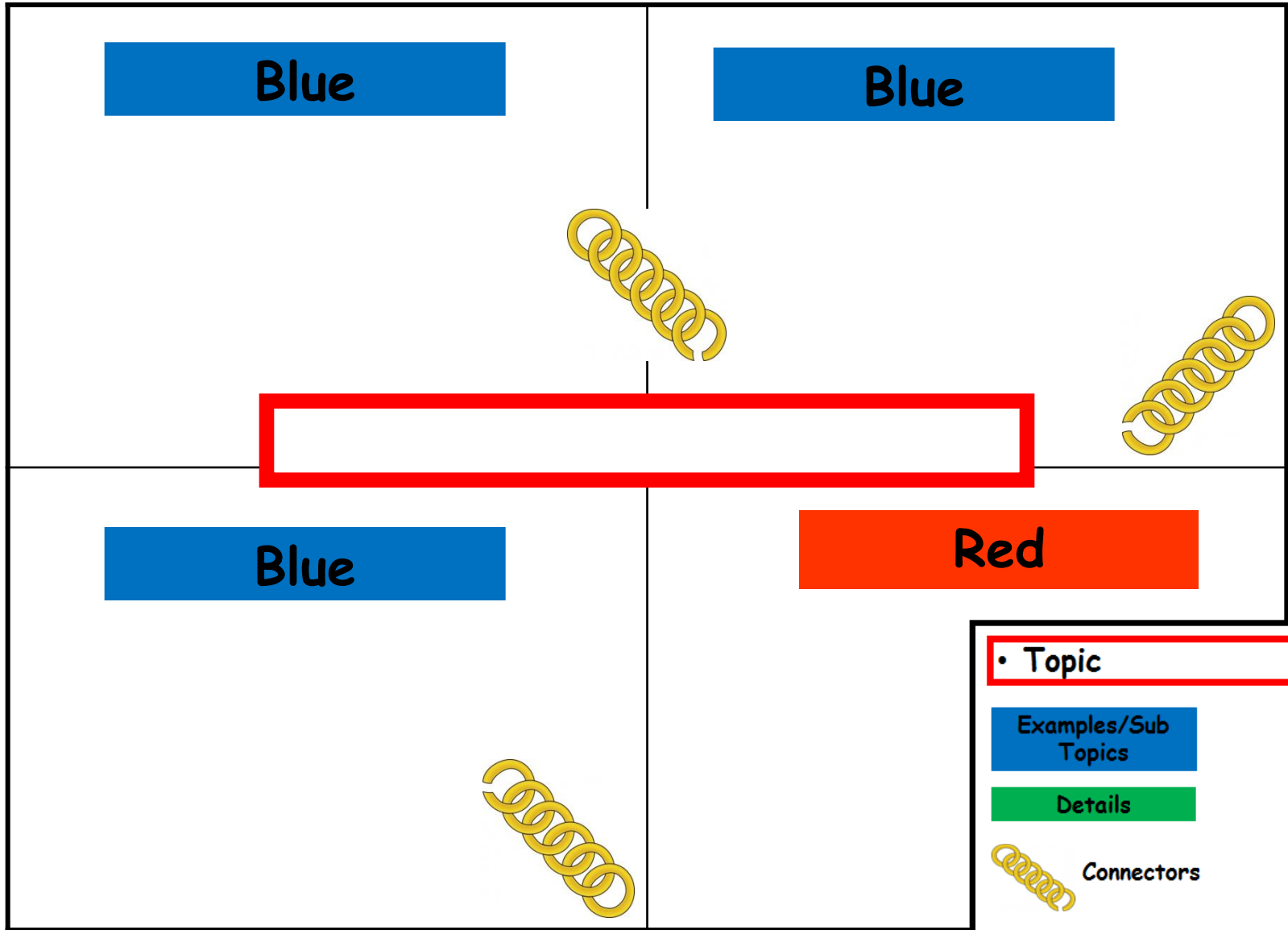
Details



Connectors

• **Wrap Up**

Wall Poster - Level 1



- Topic
- Examples/Sub Topics
- Details
- Connectors
- Wrap Up

Level 1

Learn

Friends

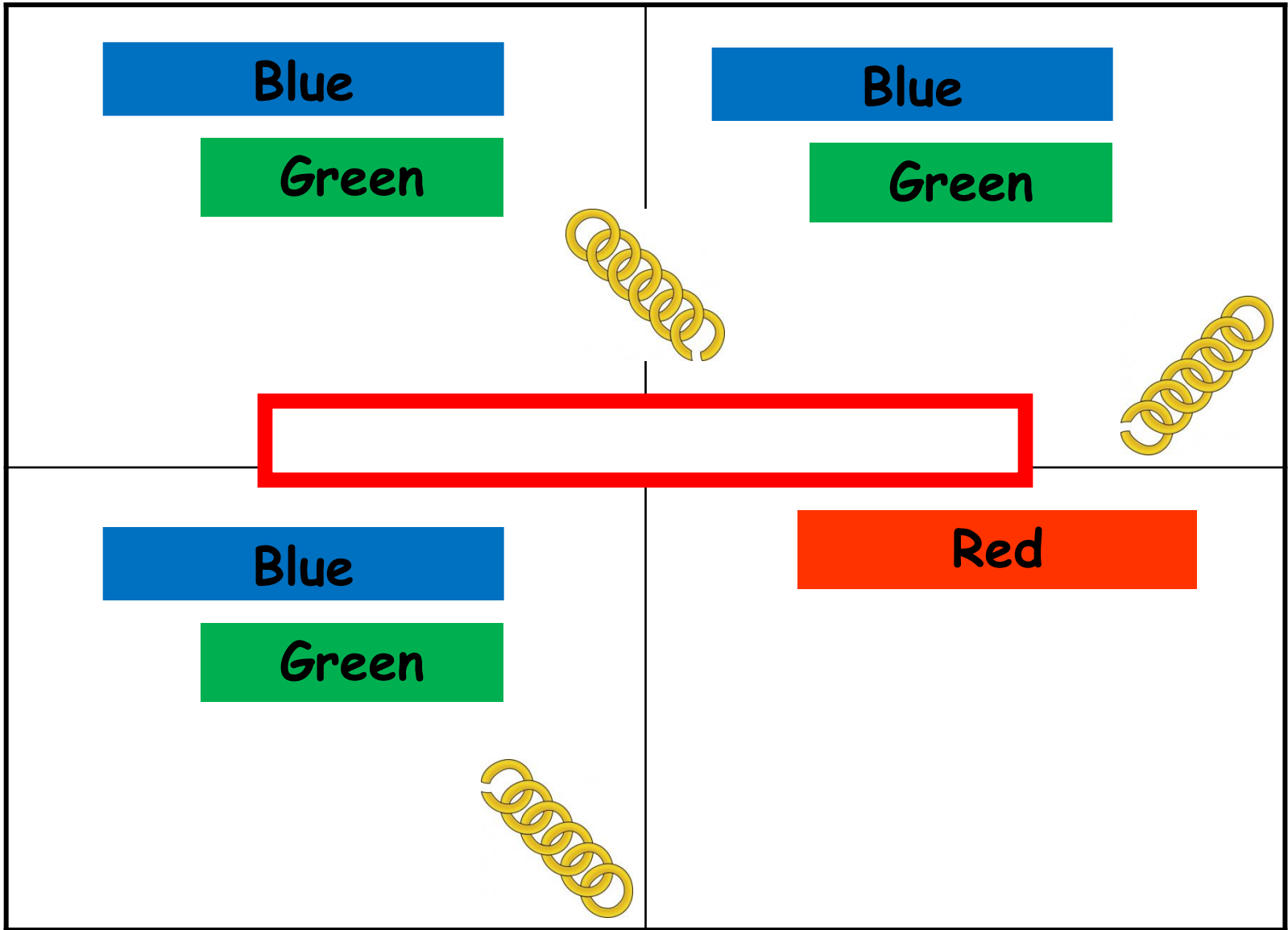
School is a great place.

Play

As you can see,

School is a great place because we learn, meet friends, and play.

Wall Poster - Level 2



Level 2

First,

Learn

Science

Also,

Friends

Buddy Reading

School is a great place.

In addition,

Play

On playground

As you can see,

School

School is a great place.

First, we **learn** at school. I like to **learn** about **science**. We research animals, planets and weather.

Also, we meet many **friends** at school. I like to **buddy read** with my **friends**. We choose a book that we both enjoy and find a comfortable place to sit.

In addition, there are many opportunities to **play** during school. I **play** tag with my friends on the **playground**.

As you can see, school is a great place because we learn, meet **friends**, and **play**.